

 SWEDISH INNOVATION, QUALITY & DESIGN.



# NO PRE- WASHING CONCEPT™



**GRANULE FLEXI®**

EFFECTIVE IN ITS FLEXIBILITY.

**GRANULDISK®** 

# GRANULE FLEXI®

Granule Flexi® is a front loaded No Pre-Washing™ pot washer which caters for the varying needs of small and medium-sized kitchens. Granule Flexi is a versatile, compact and efficient solution and is ideal for both à la carte kitchens with mixed pot washing and for the pure Gastronom kitchen - it all comes down to which edition you choose.

GRANULE FLEXI® INCORPORATES THE INNOVATIVE GRANULE TECHNOLOGY™ AND ELIMINATES THE NEED TO PRE-WASH.



#### LESS CHEMICALS.

Saves up to 2.2 litres per day  
- up to 660 litres per year



#### LESS WATER.

The ECO programme saves up to  
1,100 litres per day and up to  
330 000 litres per year



#### LESS ENERGY.

Saves up to 37,6 kWh per day  
- up to 11,280 kWh per year



#### LESS TIME.

Pre-washing eliminated means  
clean pots and pans in 2.5 minutes



#### HIGH CAPACITY.

4 GN1/1 per programme  
- up to 96 GN1/1 or 192 GN1/2  
per hour

(max. depth 200 mm)



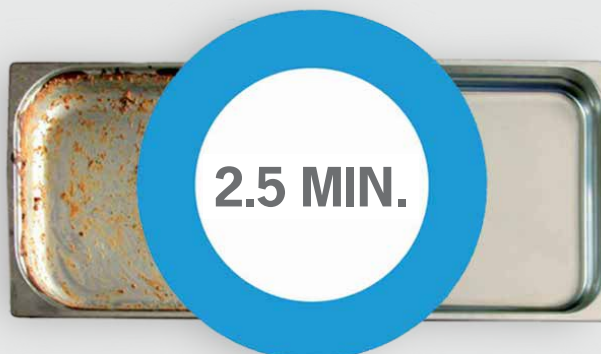
#### FOOD SAFETY.

All wash programs comply with  
the hygiene guidelines of the  
DIN 10512 standard



#### USER-FRIENDLY DESIGN.

Eye-level control panel.  
Large buttons and clear symbols.  
Reminders and messages on the display.  
Multi-level and grip-friendly handle.  
Red and green indicator lamps.  
USB port for export of HACCP log files.



power  
**GRANULES®**

*The savings above are based on a sample site preparing 400 meals per day and 300 operational days per year. The comparison features manual washing in sinks compared to Granule Flexi ECO cycle.*

# AVAILABLE IN TWO EDITIONS.

Granule Flexi® is available in two different editions: *Flexible* and *Gastronorm*. Each edition comes with carefully selected standard accessories and can be further customised to your needs by adding one or more smart accessories.



## GRANULE FLEXI® - FLEXIBLE EDITION.

Art no. 20715

Granule Flexi Flexible Edition fits the kitchen utensil setup in an à la carte kitchen that needs to wash a wide range of pots, pans, skillets, bowls and utensils.

Enables washing on two levels. The lower rack can be modified to load 2/1 sheets or large, deep pots (max. 700 mm deep, Ø 500 mm – requires additional *Short Spraypipe* accessory) and the top rack can load a range of miscellaneous washware from the à la carte kitchen.



## GRANULE FLEXI® - GASTRONORM EDITION.

Art no. 20716

Granule Flexi Gastronorm Edition fits kitchens that work mostly with a Gastronorm setup of pans and containers.

Enables washing on two levels. The lower rack can be modified to load 2/1 sheets or large, deep pots (max. 700 mm deep, Ø 500 mm - requires additional *Short Spraypipe* accessory). The top rack loads GN1/1-1/9, max. 200 mm depth or GN2/1, max. 200 mm depth.



### WASH IT LIVE!

Want to see Granule Flexi® in action?

Visit a Live Wash™ - read more at

[www.granuldisk.com/livewash](http://www.granuldisk.com/livewash)

# ACCESSORIES.




Granule Flexi® Editions can be further customised to your unique needs by adding one or more smart accessories and inserts.

## FIXED INSERT FOR GN CONTAINERS.

Art no. 13465

To fit GN1/1-1/9 up to a depth of 200 mm. Capacity 2 GN1/1 up to a depth of 200 mm or equivalent in small GN containers.

*(Included in Gastronorm Edition.)*



## FLEXIBLE INSERT FOR GN CONTAINERS AND MIXED WASHWARE.

Art no. 14454

To fit GN containers, bowls, saucepans, sieves, etc, incl. 1 spare rubberband. Capacity: 2 GN1/1 up to a depth of 200 mm or a mix of utensils.

*(Included in Flexible Edition.)*



## ADJUSTABLE INSERT FOR GN CONTAINERS AND POTS.

Art no. 13463

Capacity: 2 GN1/1 up to a depth of 200 mm or 1 GN2/1 or 1-3 pots.

*(Included in Flexible and Gastronorm Edition.)*



## SHORT SPRAY PIPE.

Art no. 6000370

Replaces long spray pipe to allow washing of pots up to a depth of 700 mm.



Go to [www.granuldisk.com/video](http://www.granuldisk.com/video) to see how to load and use the different accessories.



## INSERT FOR LARGE TRAYS (NON-GN SIZE).

Art no. 13736

Capacity: 8 sheet pans 655 x 450 mm, with 25 mm edge or 8 large trays 690 x 450 mm, with 22 mm edge.



## INSERT FOR BAKING SHEETS.

Art no. 13744

600 x 400 mm, with 20 mm edge.  
Capacity: 8 pcs



## NET BASKET WITH LID.

Art no. 21477

For ladles, whisks up to 500 mm in length.



## HOLDER FOR STORAGE OF ACCESSORIES.

Art no. 6001159


To store inserts and accessories not in use. Hangs at either side of the machine.



## INSERT FOR LIDS AND TRAYS (GN SIZE).

Art no. 6001147

To fit slightly soiled GN-sized flat trays or lids. Capacity: 12 pcs.





# GRANULE FLEXI® TECHNICAL DATA.

## GENERAL.

|                              |   |
|------------------------------|---|
| Design                       | Flexible Edition / Gastronorm Edition   |
| Outer dimensions (H x W x D) | 1,770 mm (±25) x 875 mm x 965 mm  |
| Loading volume               | 205 litres (H 650 x W 600 x D 530 mm)   |
| Weight (filled / empty)      | 372 kg / 274 kg   |
| Wash tank volume             | 84 litres   |
| Rinse water volume           | 4 litres (ECO programme) 8 litres (Short / Normal programme)<br><i>To achieve 3,600 HUE in accordance with NSF/ANSI 3, 6 litres is necessary.</i> |
| Granule volume               | 6 litres  |
| Wash temperature             | 65 °C   |
| Rinse temperature            | 85 °C   |
| Sound pressure level         | < 70 dB (A)   |

## PROGRAMMES & CAPACITY.

|  |   |
|--|---|
| Wash programmes with Granules                                    | ECO: 2 min, 30 sec<br>Short: 4 min, 40 sec***<br>Normal: 6 min, 40 sec***               |
| Wash programmes without Granules                                 | ECO: 2 min, 30 sec<br>Short: 3 min, 40 sec***<br>Normal: 5 min, 40 sec***               |
| Max. / normal capacity per hour (normal capacity incl. handling) | 96 / 84 GN1/1 or similar in other pots  |
| Capacity per programme   | 4 GN1/1 or 8 GN1/2 or 1x GN2/1 + 2x GN1/1, max. 200 mm depth, or similar in other pots. |

## WATER CONNECTION.

|            |  |
|------------|--|
| Hot water  | ½" (DN15), 55–65 °C, 3–10 °dH<br><i>Note: Reverse osmosis water and distilled water must not be used.</i><br>1–6 bar, 15 litres per minute |
| Cold water | ½" (DN15), < 20 °C, 3–10 °dH<br>3–6 bar, 15 litres per minute.   |

## ELECTRICAL CONNECTION.

|                                   |   |
|-----------------------------------|---|
| Voltage**                         | 3~ 400 V/50 Hz + PE / 3~ 415 V/50 Hz + PE / 3~ 230 V/50 Hz + PE |
| Fuses (hot water connection)      | 25A (400V, 415V) / 40A (230V)                                   |
| Fuses (cold water connection)     | 32A (400V, 415V)  |
| Max output, hot water connection  | 12.3 kW   |
| Max output, cold water connection | 17.3 kW   |
| Wash pump motor                   | 3 kW  |
| Rinse pump motor                  | 0.37 kW   |
| Wash tank element*                | 9 kW (14 kW cold water connection)                              |
| Rinse tank element*               | 9 kW (14 kW cold water connection)                              |
| Enclosure rating                  | IPX5  |

## DRAIN & VENTILATION.

|   |  |
|---|--|
| Ventilation with steam reduction                                  | 150 m³/h   |
| Ventilation without steam reduction                               | 400 m³/h   |
| Heat load to room with steam reduction (total/sensible/latent)    | 1.2 kW / 0.5 kW / 0.7 kW   |
| Heat load to room without steam reduction (total/sensible/latent) | 1.7 kW / 0.5 kW / 1.2 kW   |
| Drainage pipe   | Pipe Ø 32 mm   |
| Drain   | Capacity requirement 50 l/min<br><i>The machine must not be placed directly over a drain.</i>      |
| Detergent and drying agent are required                           | Detergent and drying agent; 230 VAC signal is available from a separate box. Max load total 0.5 A. |



## VOLTAGE OPTIONS.

Cannot find your special requirements in the list? All GRANULDISK pot washers are built to order and can often be customised to fit specific voltage and water conditions.

What are your needs?

Talk to your GRANULDISK sales representative or your preferred Certified GRANULDISK Sales Partner for more information about customisations.



## STEAM REDUCTION.

Granule Flexi® is standard fitted with steam reduction, which serves for a more pleasant working environment for staff and lowers the ventilation requirements in the pot wash area.

Talk to your GRANULDISK sales representative or your preferred Certified GRANULDISK Sales Partner for more information about steam reduction for Granule Flexi®.



\* Does not operate simultaneously.

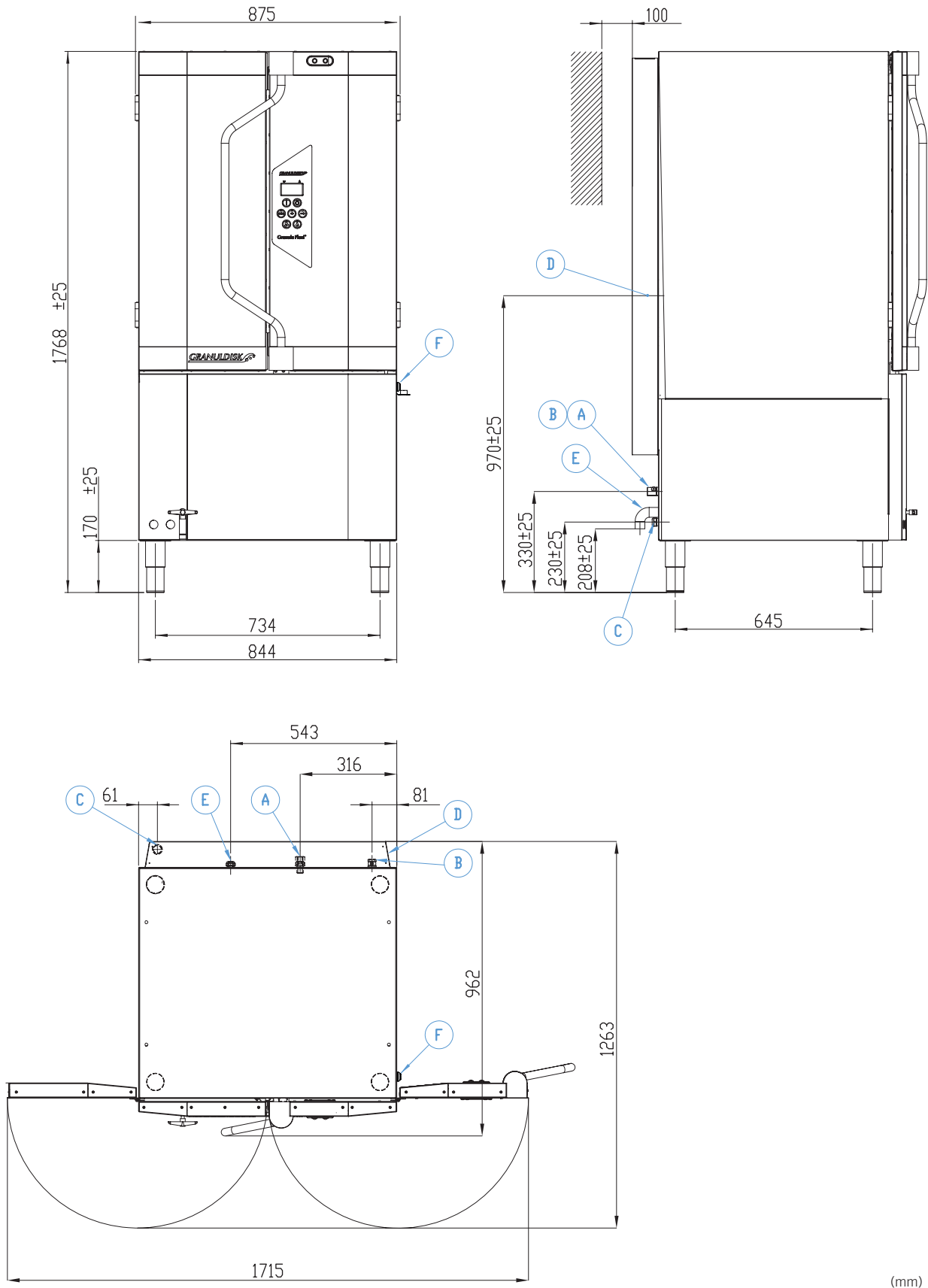
\*\* For all available voltage options, please turn to your sales representative or consult a valid pricelist.

\*\*\* 1 minute longer with steam reduction.

Granule Flexi® is supplied with a 2-metre-long power cable (without plug) for connection to an approved mains switch. The mains switch is not included in the delivery.

# GRANULE FLEXI® INSTALLATION.

(A) Water inlet, 55–65 °C (cold water optional), 3–10 °dH, 5–18 °f. 1–6 bar, 15 L/min, max. 6 bar static. G ½" BSP female, flexible hose min. inner Ø 9 mm. (B) Cold water inlet, < 20 °C, 3–10 °dH, 5–18 °f., 3–6 bar, 15 L/min, max. 6 bar static., G ½" BSP female, flexible hose min. inner Ø 9 mm. (C) Drain. (D) Detergent/drying agent connection, signal 230V AC. (E) Electrical connection. (F) USB port.



(mm)

