

 SWEDISH INNOVATION, QUALITY & DESIGN.



NO PRE- WASHING CONCEPT™



GRANULE COMBI®

THREE MACHINES IN ONE.

GRANULDISK®

GRANULE COMBI®

Granule Combi® is a pass through No Pre-Washing™ solution that can also take care of your dishwashing needs. Our unique Granule Combi model combines our award-winning efficient Granule technology for pots and pans with traditional crockery and cutlery washing technology. Use Granule Combi for all washing up needs in smaller kitchens, or as a powerful pot wash solution with crockery and cutlery support in medium to large-sized kitchens.

GRANULE COMBI® INCORPORATES THE INNOVATIVE GRANULE TECHNOLOGY™ AND ELIMINATES THE NEED TO PRE-WASH.



LESS CHEMICALS.

Saves up to 3.5 litres per day
- up to 1,000 litres per year



LESS WATER.

The ECO programme saves up to
1,600 litres per day and up to
480,000 litres per year



LESS ENERGY.

Saves up to 58 kWh per day -
up to 17,400 kWh per year



LESS TIME.

Pre-washing eliminated
- clean pots and pans in 2.5 minutes



HIGH CAPACITY.

6+1 GN1/1 or GN1/2 per cycle
- up to 161 GN1/1 or GN1/2 per
hour (max. depth 65 mm)

Up to 33 crockery baskets per hour



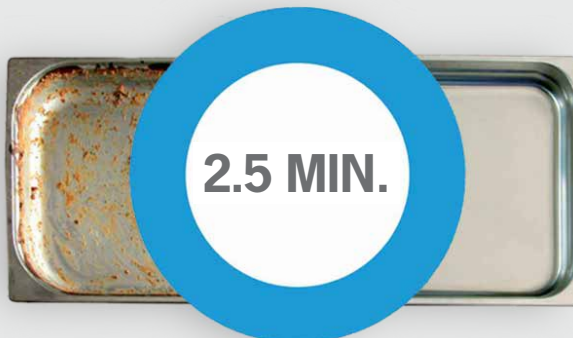
FOOD SAFETY.

All wash programmes comply with
the hygiene guidelines of the
DIN 10512 standard



USER-FRIENDLY DESIGN.

- Eye-level control panel.
- Large buttons and clear symbols.
- Reminders and messages on the display.
- Automatic hood.
- Patented basket sensor and automatic programme selection.
- USB port for export of HACCP log files.



WASH IT LIVE!

Want to see Granule Combi® in action?
Visit a Live Wash™ - read more at
www.granuldisk.com/livewash

power
GRANULES®

TWO WAYS TO USE GRANULE COMBI®

Granule Combi® is available in two different editions, suited to two different areas of use: *All-In-One* and *Dishwashing Support*. Each edition comes with carefully selected standard accessories and can be further customised to your needs by adding one or more smart accessories.

N.B. Granule Combi is a pass through model and needs to be integrated into a tabling system.



GRANULE COMBI® - ALL-IN-ONE EDITION.

Granule Combi All-in-One Edition - for 50/50 pot washing / dishwashing needs. Handles all your pot washing *and* dishwashing in one machine and replaces the need for a separate dishwasher.

This option suits operations that prepare and serve up to 300 hot meals per day and use between 2-2.5 hours washing up.



GRANULE COMBI® - DISHWASHING SUPPORT EDITION.

Granule Combi Dishwashing Support Edition – mainly for pot washing and the occasional dishwash basket. This is your best option if you need an efficient and versatile pot wash solution.

This option suits operations that prepare up to 1.200 hot meals per day, with wash needs for GN containers and occasional dishwash baskets.

TABLING.

Granule Combi is a pass through solution and needs to be installed with infeed and outfeed tabling to function optimally.

Straight or corner - left, right and front.

Granule Combi can be installed either in a corner or straight configuration. Tabling can be connected on either the left, right or front of the machine.

Need extra surfaces or added flexibility?

Add a collapsible Folding Table or a mobile Trolley for Wash Basket from our accessories range. See next page.

Tabling is not sold by GRANULDISK. For recommendations and guidelines regarding tabling for Granule Combi, please speak to your certified GRANULDISK dealer.



ACCESSORIES.



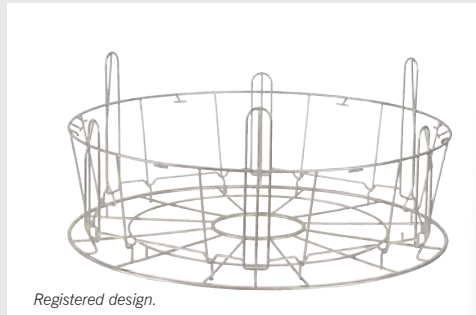
Granule Combi® can be further customised to fit your unique needs by adding one or more smart accessories and inserts.

STANDARD WASH BASKET.

Art no. 19999

Capacity: 6+1 GN 1/1 65 mm or 3 GN 1/1 up to 200 mm + 3 GN 1/1 up to 65 mm. Equipped with small hooks which enable up to 12 small containers (1/4, 1/6, 1/9) to be loaded directly into the wash basket.

(Included.)



WASH BASKET FOR PLATES AND CROCKERY.

Art no. 19882

500 x 500 mm



HOLDER FOR BOWLS & POTS WITH INTEGRATED LADLE HOLDER.

Art no. 13756

To be placed inside standard wash basket (19999).

Capacity: up to 5–6 bowls or pots
Height of ladles max. 500 mm.



INSERT FOR TRAYS, GRIDS, LIDS, CUTTING BOARDS ETC.

Art no. 19992

To be placed inside standard wash basket (19999). Holds 2 GN 2/1 or 6 baking trays 600x400 mm up to 20 mm edge and 2 GN 1/1 sized trays, up to 16 grids, up to 8 chopping boards and GN 1/1 lids.

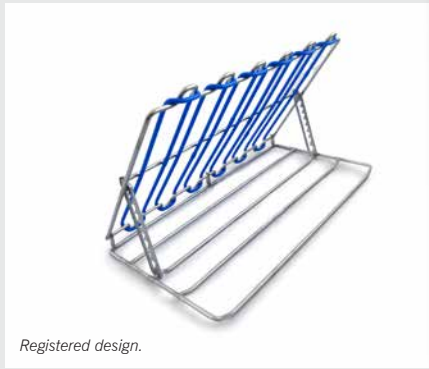


MULTIFLEX HOLDER FOR SAUCEPANS, SMALL BOWLS, SIEVES.

Art no. 20554

To be placed inside standard wash basket (19999).

Capacity: up to 3–4 saucepans or up to 4–5 small bowls, sieves etc.



POT BASKET.

Art no. 21423

Holds 2 large pots (200 mm) or 1 large pot (400 mm). Placed in machine instead of Standard wash basket.



FLEXIBLE POT HOLDER.

Art no. 25188

Rubber strap with two hooks. Rubber strap to be placed around pot and hooked onto the basket.



FOLDING TABLE.

Art no. 19570

Can be installed on front or on either side. 780 x 780 mm.



TROLLEY FOR WASH BASKET.

Art no. 24637

Maximises flexibility and flow and enables an ergonomic way of working.





GRANULE COMBI® TECHNICAL DATA.

GENERAL.

Design	Hood-type pot washer with support for crockery and cutlery. Pass through model with rotating basket.
Outer dimensions (H x W x D)	2,339 mm (± 25) x 850 mm x 1,002 mm
Loading volume	220 litres (Ø 700 x H 570 mm)
Weight (filled / empty)	416 kg / 317 kg
Wash tank volume	83 litres
Rinse water volume	4 litres (ECO programme) 8 litres (Short / Normal programme) <i>To achieve 3,600 HUE in accordance with NSF/ANSI 3, 8 litres is necessary.</i>
Rinse water volume (Combi mode)	4 litres / programme
Granule volume	8 litres
Wash water temperature	65 °C
Rinse water temperature	85 °C
Sound pressure level	< 70 dB (A)

PROGRAMMES & CAPACITY.

Wash programmes with / without Granules	ECO: 2 min, 20 sec / 2 min, 20 sec Short: 3 min, 30 sec** / 2 min, 50 sec** Normal: 5 min, 30 sec** / 4 min, 50 sec**
Wash programmes (Combi mode)	ECO: 1 min, 30 sec Short: 2 min** Normal: 2 min, 30 sec**
Max. / normal capacity per hour (normal capacity incl. handling)	161 / 126 GN1/1 or similar in other pots.
Capacity per programme	6+1 GN1/1 65 mm or 3 GN1/1 up to 200 mm depth and 3 GN 1/1 up to 65 mm depth or similar in other pots.
Max. /normal capacity Combi mode (500 x 500 mm dishwasher basket)	40 baskets / 33 baskets (All-in-One Edition 32A) 30 baskets / 26 baskets (Dishwashing Support Edition 25A)

WATER CONNECTION.

Hot water	½" (DN15), 55–65 °C, 3–10 °dH <i>Note: Reverse osmosis water and distilled water must not be used.</i> 1–6 bar, 15 litres per minute.
Cold water	½" (DN15), < 20 °C, 3–10 °dH 1–6 bar, 15 litres per minute. With optional steam reduction: 3–6 bar.

ELECTRICAL CONNECTION.

Available voltage	3 ~ 400 V/50 Hz + PE (hot water 55–65 °C, 32A) (AIO***) 3 ~ 400 V/50 Hz + PE (hot water 55–65 °C, 25A) (DWS***) 3 ~ 415 V/50 Hz + PE (hot water 55–65 °C, 32A) (AIO***) 3 ~ 415 V/50 Hz + PE (hot water 55–65 °C, 25A) (DWS***) 3 ~ 230 V/50 Hz + PE (hot water 55–65 °C, 40A) (DWS***)
Max output, water connection	12.6 kW (25A) / 17.6 kW (32A)
Wash pump motor	2.6 kW
Wash pump motor (Combi mode)	0.7 kW
Rinse pump motor	0.37 kW
Wash tank element*	9 kW (25A) 14 kW (32A)
Rinse tank element*	9 kW (25A) 14 kW (32A)
Enclosure rating	IPX5

DRAIN & VENTILATION.

Ventilation with steam reduction	150 m³/h
Ventilation without steam reduction	400 m³/h
Heat load to room with steam reduction (total/sensible/latent)	1.2 kW / 0.4 kW / 0.8 kW
Heat load to room without steam reduction (total/sensible/latent)	1.6 kW / 0.4 kW / 1.2 kW
Drainage pipe	Pipe Ø 32 mm
Drain	Capacity requirement 50 l/min <i>The machine must not be placed directly over a drain.</i>
Detergent and drying agent are required	Detergent and drying agent: 230 VAC signal is available from a separate box. Max. load total 0.5 A.



TABLING.

Granule Combi® is a pass through solution and needs to be installed with infeed and outfeed tabling to function optimally.

Talk to your GRANULDISK sales representative or your preferred Certified GRANULDISK Sales Partner for more information, or follow the advice in the *Tabling Examples* brochure - available as download from www.granuldisk.com/downloads



STEAM REDUCTION.

Ensure a more pleasant working environment for staff and lower the ventilation requirements in the area by adding steam reduction to your solution.

Talk to your GRANULDISK sales representative or preferred Certified GRANULDISK Sales Partner for more information about steam reduction for Granule Combi®.



* Does not operate simultaneously.

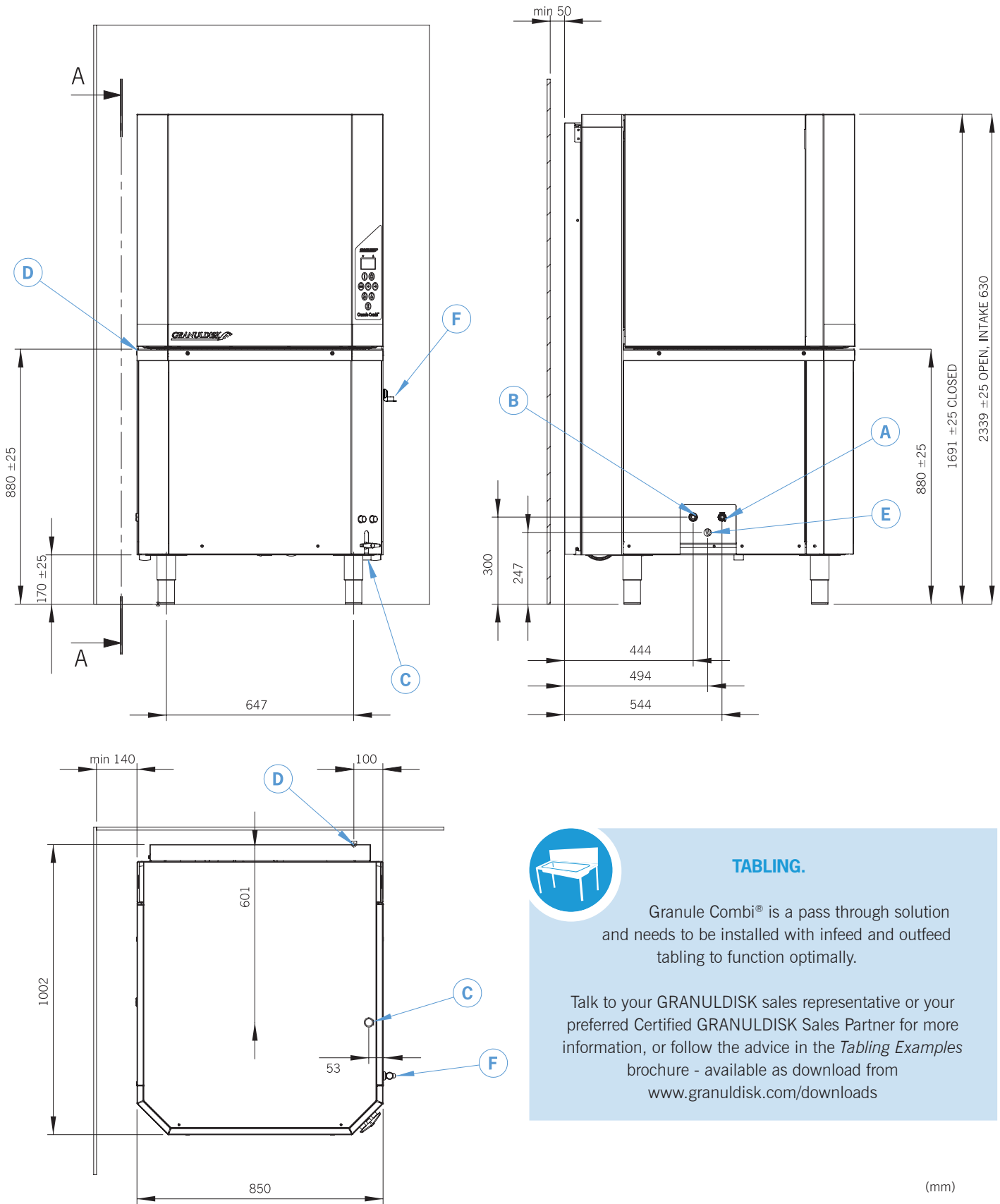
** 30 secs longer with steam reduction.

*** AIO / DWS - Granule Combi® is available as All-in-One Edition (AIO) and Dishwashing Support Edition (DWS) and have different water and electrical requirements. Talk to your GRANULDISK sales representative or preferred Certified GRANULDISK Sales Partner for help and advice.

Granule Combi® is supplied with a 2-metre-long power cable (without plug) for connection to an approved mains switch. The mains switch is not included in the delivery.

GRANULE COMBI® INSTALLATION.

(A) Hot water inlet, 55–65 °C, 3–10 °dH, 5–18 °f. 1–6 bar, 15 L/min, max 6 bar static. G ½" BSP female, flexible hose min inner Ø 9 mm. (B) Cold water inlet, < 20 °C, 3–10 °dH, 5–18 °f. 1–6 bar (3–6 if steam reduction), 15 L/min, max 6 bar static. G ½" BSP female, flexible hose min inner Ø 9 mm. (C) Drain (D) Detergent/drying agent connection, signal 230V AC. (E) Electrical connection. (F) USB port.



TABLING.

Granule Combi® is a pass through solution and needs to be installed with infeed and outfeed tabling to function optimally.

Talk to your GRANULDISK sales representative or your preferred Certified GRANULDISK Sales Partner for more information, or follow the advice in the *Tabling Examples* brochure - available as download from www.granuldisk.com/downloads

(mm)