

SWEDISH INNOVATION, QUALITY & DESIGN.



# NO PRE- WASHING CONCEPT™



**GRANULE MAXI®**

CUSTOMISED FOR HIGH CAPACITY.



Intertek  
Conforms to Std. NSF 3

**GRANULDISK®**

# GRANULE MAXI®

Granule Maxi® is a front loaded No Pre-Washing™ pot washer that suits medium to large-sized kitchens. The handling of pots is extremely important to the workflow and Granule Maxi is the high-capacity machine that makes sure that pots are quickly ready to use again. To maximise this benefit, Granule Maxi can be customised by using the right combination of accessories.

Use Granule Maxi as a stand-alone solution or as a system with mobile multi-cassettes and trolleys.

GRANULE MAXI® INCORPORATES THE INNOVATIVE GRANULE TECHNOLOGY™ AND ELIMINATES THE NEED TO PRE-WASH.



#### LESS CHEMICALS.

Saves up to 8.4 litres per day  
- up to 2,500 litres per year



#### LESS WATER.

The ECO programme saves up to  
4,200 litres per day and up to  
1,260 000 litres per year



#### LESS ENERGY.

Saves up to 145 kWh per day  
- up to 43,500 kWh per year.  
Add EcoExchanger® to save even more



#### LESS TIME.

Pre-washing eliminated means  
clean pots and pans in 2.5 minutes



#### HIGH CAPACITY.

8 GN1/1 or 4 GN2/1 per cycle  
- up to 192 GN1/1 or 96 GN2/1  
or 384 GN1/2 per hour

(max. depth 200 mm)



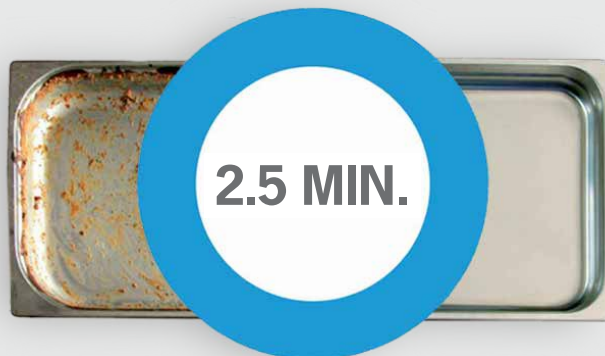
#### FOOD SAFETY.

All wash programmes comply with  
the hygiene guidelines of the  
DIN 10512 standard



#### USER-FRIENDLY DESIGN.

Eye-level control panel.  
Large buttons and clear symbols.  
Reminders and messages on the display.  
Multi-level and grip-friendly handle.  
Red and green indicator lamps.  
USB port for export of HACCP log files.



power  
**GRANULES®**

*The savings above are based on a sample site preparing 1500 meals per day and 300 operational days per year. The comparison features manual washing in sinks compared to Granule Maxi FreeFlow ECO cycle.*



### WASH IT LIVE!

Want to see Granule Maxi® in action?  
Watch a video demo or visit a Live Wash™  
- book at [www.granuldisk.com/livewash](http://www.granuldisk.com/livewash)

## AVAILABLE IN THREE EDITIONS.

Granule Maxi® is available in three different editions: *Compact*, *Flow* and *FreeFlow*. Each edition comes with carefully selected standard accessories and can be further customised to your needs by adding one or more smart accessories.



### GRANULE MAXI® - COMPACT EDITION.

Art no. 20721

Granule Maxi® Compact Edition is a stand-alone version that works with a sliding multi-cassette.

The standard multi-cassette offers loading of washware at two levels. Add a few accessories to load a multitude of other kitchen utensils, pots and pans of different sizes.



### GRANULE MAXI® - FLOW EDITION.

Art no. 20722

Granule Maxi® Flow Edition adds flexibility and makes your setup more ergonomic and safe with two cassettes, a trolley and wall-mounted hooks with wall protection, on which the cassettes can be hung.

The trolley is used to change cassettes and can also be used to collect dirty washware or transport clean washware around the washroom or the kitchen.



### GRANULE MAXI® - FREEFLOW EDITION.

Art no. 20723

Granule Maxi® FreeFlow Edition offers maximum flexibility, flow and capacity with two trolleys and two cassettes.

The setup allows for multitasking and emptying/filling one cassette while the other is being used.

Increases speed, flow and flexibility of the whole pot wash area.

# ACCESSORIES.



Granule Maxi® Editions can be further customised to fit your unique needs by adding one or more smart accessories and inserts.

## MULTI-CASSETTE FOR GRANULE MAXI FLOW/FREEFLOW.

Art no. 14469

For 8 GN 1/1 containers or 4 GN 2/1 or equivalent in other washware.

*(Included in Granule Maxi Flow and FreeFlow Editions)*



## CASSETTE HOOKS WITH WALL PROTECTION FOR GRANULE MAXI FLOW.

Art no. 10694

1 set contains 2 hooks. To enable wall mounting of the cassette.

*(Included in Granule Maxi Flow Edition)*



## CASSETTE TROLLEY.

Art no. 22845

For operation of multi-cassette.

*(Included in Granule Maxi Flow and FreeFlow Editions)*



## DRIP TRAY FOR CASSETTE TROLLEY.

Art no. 14565

Prevents food and water dripping onto the floor.

*(Included in Granule Maxi Flow and FreeFlow Editions)*



Go to [www.granuldisk.com/video](http://www.granuldisk.com/video) to see how to load and use the different accessories.

## DIVIDERS FOR GN CONTAINERS, SIZES GN 1/9-2/3.

Art no. 19313

To allow loading of GN 1/2, 1/3, 1/6, 1/9 and 2/3. Capacity: 4 x GN1/2 or 8 GN 1/4. Other option is 2 x GN 2/3 and 2 x GN 1/3 or 4 x GN 1/6 or 6 x GN 1/9.



*(Included in all Granule Maxi Editions)*



## POT- AND SAUCEPANHOLDER.

Art no. 10972

Capacity: 3–5 pots/saucepans with handles or ear handles to be hung onto the hooks.



## UTENSIL HOLDER.

Art no. 10362

For ladles, whisks etc. (up to 500 mm).



## LID- AND TRAY HOLDER.

Art no. 10950

Capacity: up to 9 pcs of GN 1/1-sized flat trays and lids.



## HOLDER FOR SMALL GN PANS.

Art no. 10948


Capacity: up to 6 GN1/3 or 12 GN1/6 or 18 GN1/9.



## HOLDER FOR SMALLER BOWLS AND POTS.

Art no. 10004


Capacity: up to 3–5 pots or bowls.



## INSERT FOR BAKING TRAYS.

Art no. 22017

Capacity: 8 x 600 x 400 mm baking trays, max. 20 mm edge.



## NET BASKET WITH LID.

Art no. 21477

For ladles, whisks etc. up to 500 mm in length.



## HOLDER FOR STORAGE OF ACCESSORIES.

Art no. 10595

To store inserts and accessories not in use. Hangs at either side of the machine.



# GRANULE MAXI® TECHNICAL DATA.

## GENERAL.

Design	Compact Edition / Flow Edition / FreeFlow Edition
Outer dimensions (H x W x D)	2,039 mm x 1,452 mm x 1,089 mm
Loading volume	450 litres (B 540 x H 1,060 x D 680 mm)
Weight (filled / empty)	666 kg / 485 kg
Wash tank volume	165 litres
Rinse water volume	7 litres (ECO programme) 14 litres (Short / Normal programme) <i>To achieve 3,600 HUE in accordance with NSF/ANSI 3 14 litres is necessary.</i>
Granule volume	16 litres
Wash water temperature	65 °C
Rinse water temperature	85 °C
Sound pressure level	< 70 dB (A)

## PROGRAMMES & CAPACITY.

Wash programmes with Granules	ECO: 2 min, 30 sec
	Short: 4 min, 40 sec***
	Normal: 6 min, 40 sec***
Wash programmes without Granules	ECO: 2 min, 30 sec
	Short: 3 min, 40 sec***
	Normal: 5 min, 40 sec***
Max. / normal capacity per hour (normal capacity incl. handling)	192/136 (Compact) / 192/144 (Flow) / 192/160 (FreeFlow)
Capacity per programme	8 GN1/1 or up to 16 GN1/2 or 4 GN2/1, up to 200 mm depth or similar in other pots.

## WATER CONNECTION.

Hot water	½" (DN15), 55–65 °C, 3–10 °dH <i>Note: Reverse osmosis water and distilled water must not be used.</i> 1–6 bar, 25 litres per minute
Cold water	½" (DN15), < 20 °C, 3–10 °dH 3–6 bar, 15 litres per minute.

## ELECTRICAL CONNECTION.

Voltage**	3~ 400 V/50 or 60 Hz + PE / 3~ 415 V/50 Hz + PE / 3~ 230 V/50 or 60 Hz + PE
Fuses (hot water connection)	40A (400V, 415V) / 63A (230V)
Fuses (cold water connection)	50A (400V, 415V)
Fuses, steam heated, 0,3-2,0 bar	20A (400V) / 25A (230V)
Max output, hot water connection	21 kW
Max output, cold water connection	29 kW
Wash pump motor	2 x 2.2 kW
Rinse pump motor	0.37 kW
Wash tank element*	16 kW (24 kW (cold water connection))
Rinse tank element*	16 kW (24 kW cold water connection)
Enclosure rating	IPX5

## DRAIN & VENTILATION.

Ventilation with steam reduction	300 m³/h
Ventilation without steam reduction	900 m³/h
Ventilation with EcoExchanger®	150 m³/h
Heat load to room with steam reduction (total/sensible/latent)	2.7 kW / 1.0 kW / 1.7 kW
Heat load to room without steam reduction (total/sensible/latent)	4.9 kW / 1.0 kW / 3.9 kW
Heat load to room with EcoExchanger® (total/sensible/latent)	2.0 kW / 1.0 kW / 1.1 kW
Drainage pipe	Pipe Ø 32 mm
Drain	Capacity requirement 50 l/min <i>The machine must not be placed directly over a drain.</i>
Detergent and drying agent are required	Detergent and drying agent; 230 VAC signal is available from a separate box. Max load total 0.5 A.



## VOLTAGE OPTIONS.

Cannot find your special requirements in the list? All GRANULDISK pot washers are built to order and can often be customised to fit specific voltage and water conditions.

What are your needs?

Talk to your GRANULDISK sales representative or your preferred Certified GRANULDISK Sales Partner for more information about customisations.



## MARINE OPTION.

Installing Granule Maxi® in an offshore operation? Ensure steady operation and safe use with the Marine Option:

- double level sensors in the wash tank
- feet that can be bolted to the floor to prevent sliding or tipping
- door stops to prevent doors swinging

Talk to your GRANULDISK sales representative or preferred Certified GRANULDISK Sales Partner about the Marine Option.



## STEAM REDUCTION OR ECOEXCHANGER® ?

Granule Maxi® is standard fitted with *steam reduction*, which serves for a more pleasant working environment for staff and lowers the ventilation requirements in the pot wash area.



*EcoExchanger®* is an optional add-on that cleverly combines steam reduction and heat recovery in one. Improves the working environment and saves up to 33% of the energy needed for heating the wash tank.

Talk to your GRANULDISK sales representative or your preferred Certified GRANULDISK Sales Partner for more information about steam reduction and EcoExchanger® for Granule Maxi®.



\* Does not operate simultaneously.

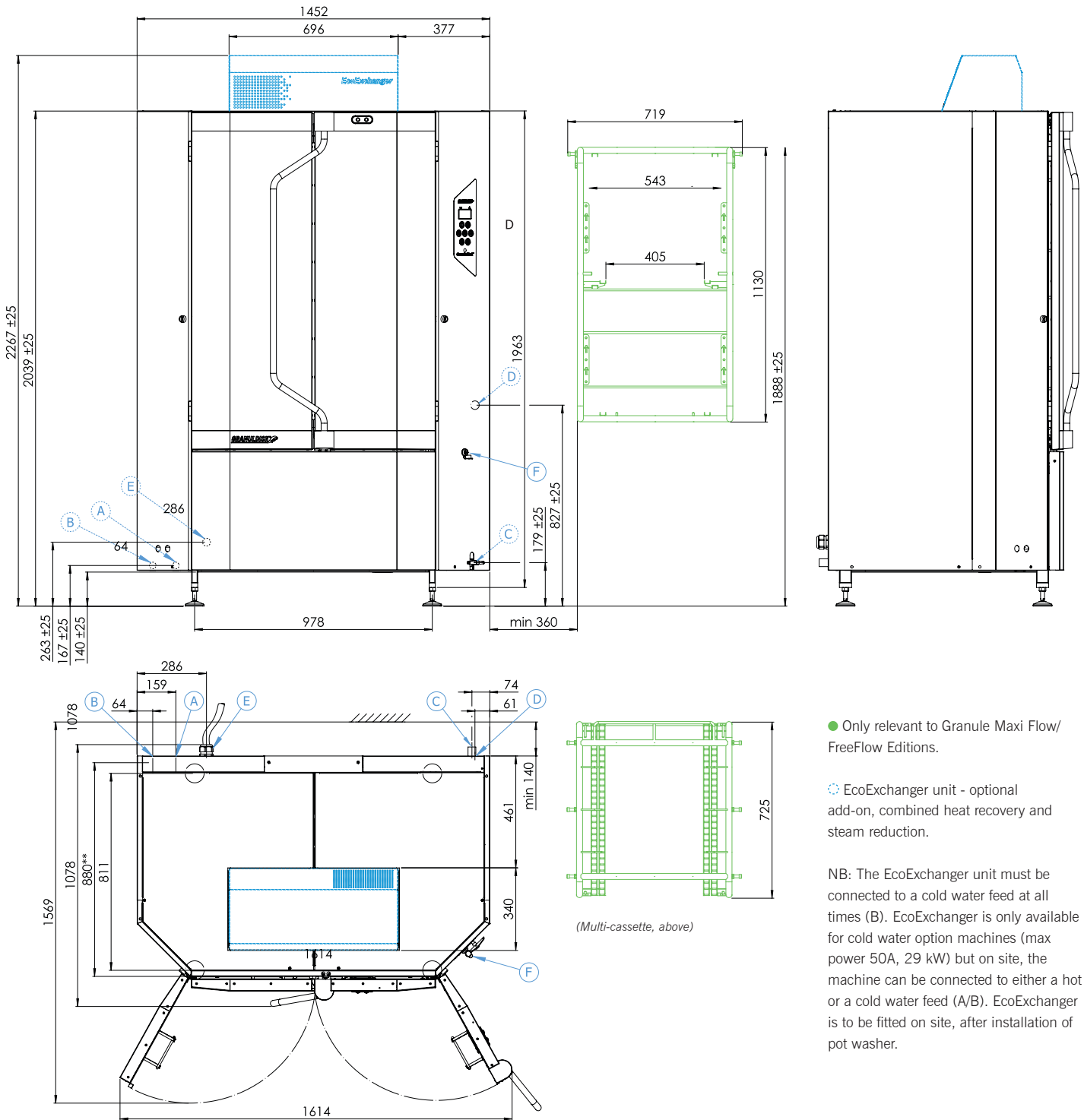
\*\* For all available voltage options, please turn to your sales representative or consult a valid pricelist.

\*\*\* 1 minute longer with steam reduction.

Granule Maxi® is supplied with a 2-metre-long power cable (without plug) for connection to an approved mains switch. The mains switch is not included in the delivery.

# GRANULE MAXI® INSTALLATION.

(A) Hot water inlet, 55–65 °C, 3–10 °dH, 5–18 °f. 1–6 bar, 15 L/min, max. 6 bar static. G ½" BSP female, flexible hose min. inner Ø 9 mm. (B) Cold water inlet, < 20 °C, 3–10 °dH, 5–18 °f. 3–6 bar, 15 L/min, max. 6 bar static. G ½" BSP female, flexible hose min. inner Ø 9 mm. (C) Drain. (D) Detergent/drying agent connection, signal 230V AC. (E) Electrical connection. (F) USB port.



(mm)